

EOOC 2018

AOA 2018

2018 EOOC Executive


- OFFICERS:

- President
 - Peter MacKenzie
- Secretary
 - Karen Brownlee
- Treasurer
 - Al Nilson


- DIRECTORS

- Membership
 - Caitlin Eidick
- Scheduler
 - Jim MacDonald
- Communications
 - Marilyn Edmunds
- Mapping
 - Greg Yarkie
- Junior Program
 - Geraint Edmunds

- ▶ Our first event of the season took place on the Freezeways at Rundle park in the Edmonton Rivervalley. This was a very successful event – especially since our new Bylaws were successfully voted on and passed.

- ▶ 23 Wednesday events were hosted from April to September. One event was for World Orienteering Day.
 - ▶ The High Level Bridge was lit up Orange and White to celebrate world orienteering day!
- 


- ▶ Our Forest Season opener was hosted at Morningside. This event is a great way for Edmontonians and Calgarians to meet up since the map location is between the two cities.

- ▶ Another forest event included ones at White Earth. This was on July 21st / 22nd
 - ▶ Our club hosted an event on Parks Day in Elk Island National Park on July 21st.
- 

- ▶ The 2 largest events EEOC put on were:
 - ▶ A score event at Rundle Park in September with over 400 Junior High students as part of the EPSB's after school cross country series
 - ▶ Corporate Challenge in June with around 300 participants.
- 

- ▶ Our Season Finale was hosted at Elk Island National Park – orienteering on a new map. 41 people were in attendance – orienteering on 7 different courses.

Youth Program Report

- ▶ School Program: By the end of October about 3620 students had participated, an increase of 60% over the same period last year.
 - ▶ This year's spring program was changed to include Big Kids Run Wild Too.
 - ▶ Kids Run Wild took place on Tuesday's and Thursday's.
- 

Year	2014	2015	2016	2017	2018
Total Members	352	359	540	495	443
-Households	143	152	187		152
-Groups	1	1	1	1	1
-Kid Run Wild		102	262	~236	126
New Members	172	145	319	171	172
Renewals	180 (200 did not renew)	214 (138 did not renew)	221 (138 did not renew)	160	271
Juniors (under 19)	125	106	230	198	161
Over 55 yrs	68	71	76	64	70
Between 20-55 yrs	158	182	233	233	210
Median Age	39	39	35	36	39
Male to Female Ratio %	52/48	52/48	51/49	49/51	49/51
Members for a Day	296	253	326	204	286
Corporate Challenge		223		~102	